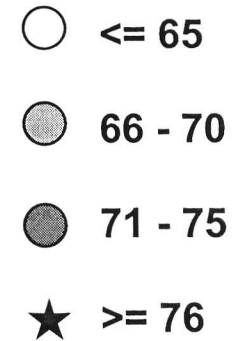


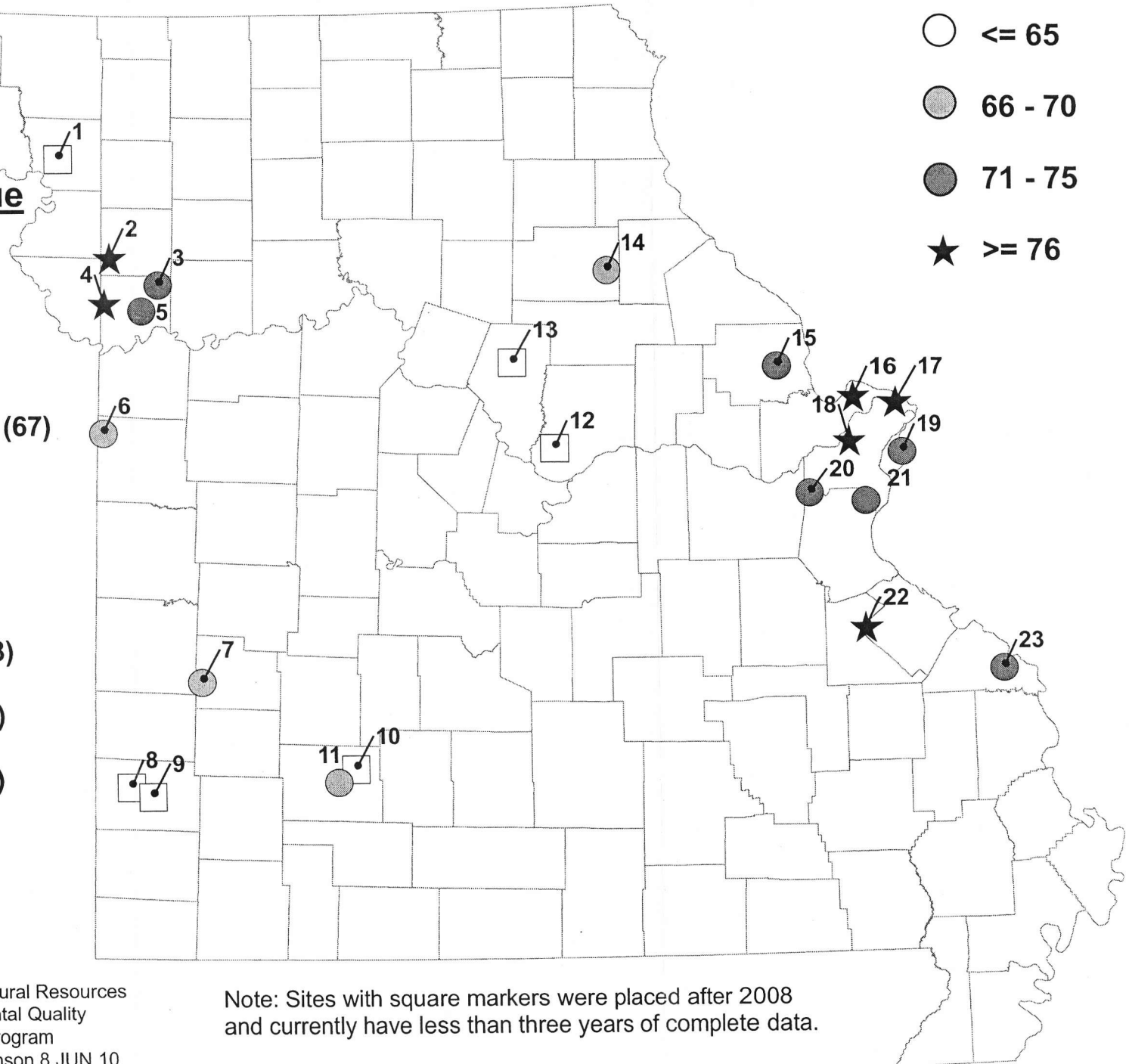
Monitored Primary Standard Ozone Values

Design Value in parts per billion




Site Name and Value

- 1 - Savannah
- 2 - Trimble (76)
- 3 - Watkins Mill (72)
- 4 - Rocky Creek (76)
- 5 - Liberty (74)
- 6 - RG South (67)
- 7 - El Dorado Springs (67)
- 8 - Alba
- 9 - Carthage
- 10 - Fellows Lake
- 11 - Hillcrest H.S. (69)
- 12 - New Bloomfield
- 13 - Finger Lakes
- 14 - Mark Twain SP (68)
- 15 - Foley (75)
- 16 - Orchard Farm (76)
- 17 - West Alton (78)
- 18 - Maryland Hts. (76)
- 19 - Blair St. (75)
- 20 - Pacific (71)
- 21 - Arnold West (75)
- 22 - Bonne Terre (76)
- 23 - Farrar (74)



Note: Sites with square markers were placed after 2008 and currently have less than three years of complete data.



MO Department of Natural Resources
 Division of Environmental Quality
 Air Pollution Control Program
 Prepared by Bern Johnson 8 JUN 10